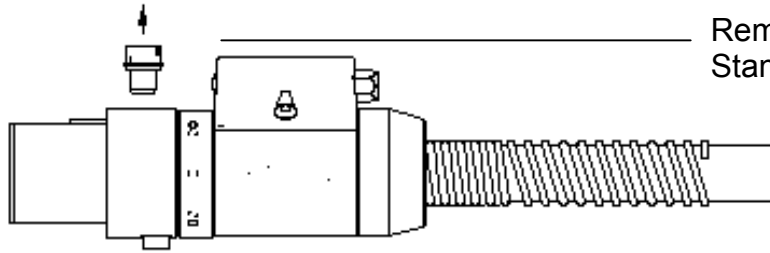


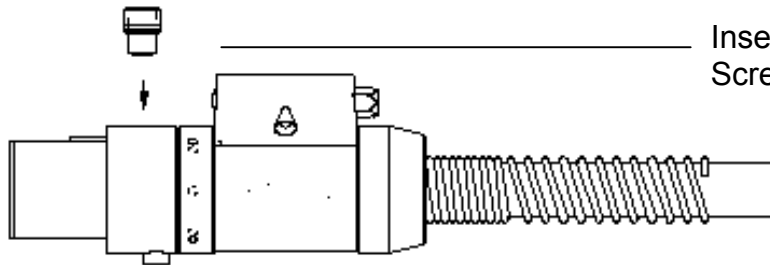
## Air Blast Installation



Remove 408-200-9A using  
Standard Screwdriver



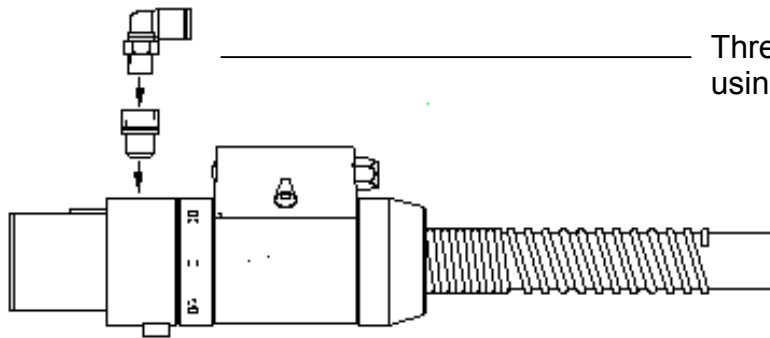
**408-200-9A**



Insert 408-200-8A using Standard  
Screwdriver



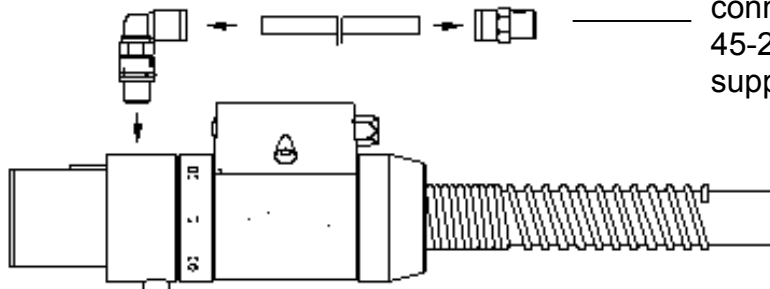
**408-200-8A  
(internal threads)**



Thread 410-45-2 into 408-200-8A  
using xx wrench



**410-45-2**



Insert TR-2237 into push-lock  
connections of TR-2232 and 410-  
45-2. Insert TR-2232 into air  
supply, 60-80 psi air pressure.



**TR-2232**

**AIR BLAST KIT 508-A**  
(does not include housing)