

Quik Tip™ Consumable Series


Issued Feb. 2016 • Index No. QTC/1.0

MIG (GMAW) Welding Consumables

| Quick Specs | Applications | System Components | Compatible With | Wire Sizes |
|-------------|---|--|---|------------------------------------|
| | Shipbuilding Trailer Fabrication Heavy Equipment Manufacturing | Contact Tips Nozzles Diffusers Insulators | BTB Series MIG Guns NEW! Clean Air™ Series FILTAIR™ Fume Extraction Series Dura-Flux™ Replaceable Liner Series Legacy Q-Gun™ and S-Gun™ Series W-Gun™ Series | 0.023" to 1/8" (0.06 to 3.2 mm) |

Quik Tip™ Series Consumables

are designed with a threaded taper lock between the contact tip and the gas diffuser that increases tip life by providing excellent heat transfer and electrical conductivity.




Quik Tip Gas Diffusers have positive nozzle stops to secure Quik Tip Contact Tips in a fixed position for superior repeatability and consistent, quality welds.

Quik Tip Nozzles are available in two styles — threaded or slip-on — with a variety of orifice diameters for optimal shielding gas coverage.

Quik Tip HD Consumables

feature a removable nozzle cone that lowers downtime and consumable costs by allowing operators to replace only the cone, the most frequently damaged part of the nozzle, without removing and replacing the entire nozzle. Contains an increased wall thickness and insulating material to reduce the number of changeovers caused by heat degradation.



A quick twist is all it takes to install Quik Tip Contact Tips



For superior repeatability and consistent, quality welds



Increases tip life by providing excellent heat transfer and electrical conductivity



Bernard

A Division of Miller Electric Mfg. LLC
449 West Corning Road
Beecher, Illinois 60401 USA

Phone: 1-855-MIGWELD (644-9353) (US & Canada Only)

+1-519-737-3030 (International)

Fax: 708-946-6726

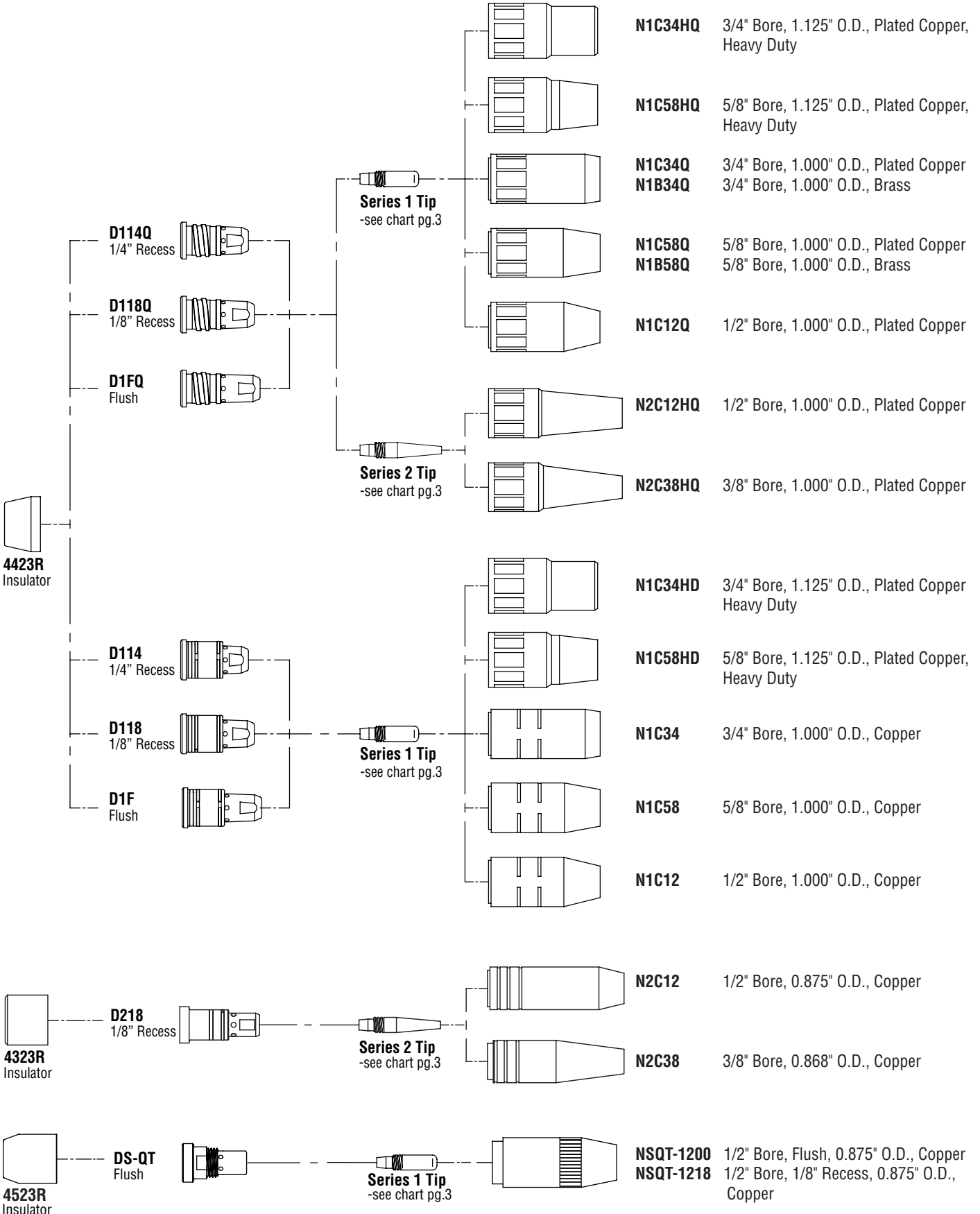
For more information, visit us at Tregaskiss.com

Quik Tip Series

Quik Tip™ Gas Diffusers and Nozzles

Available Parts

Nozzles



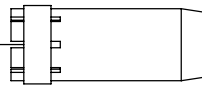
Diffusers and nozzles are available in packages of 10, insulators in packages of 5 and contact tips in packages of 25

Water-Cooled Quik Tip™ Gas Diffusers and Nozzles

*1070101
Bernard W/C



Series 1 Tip
-see chart below



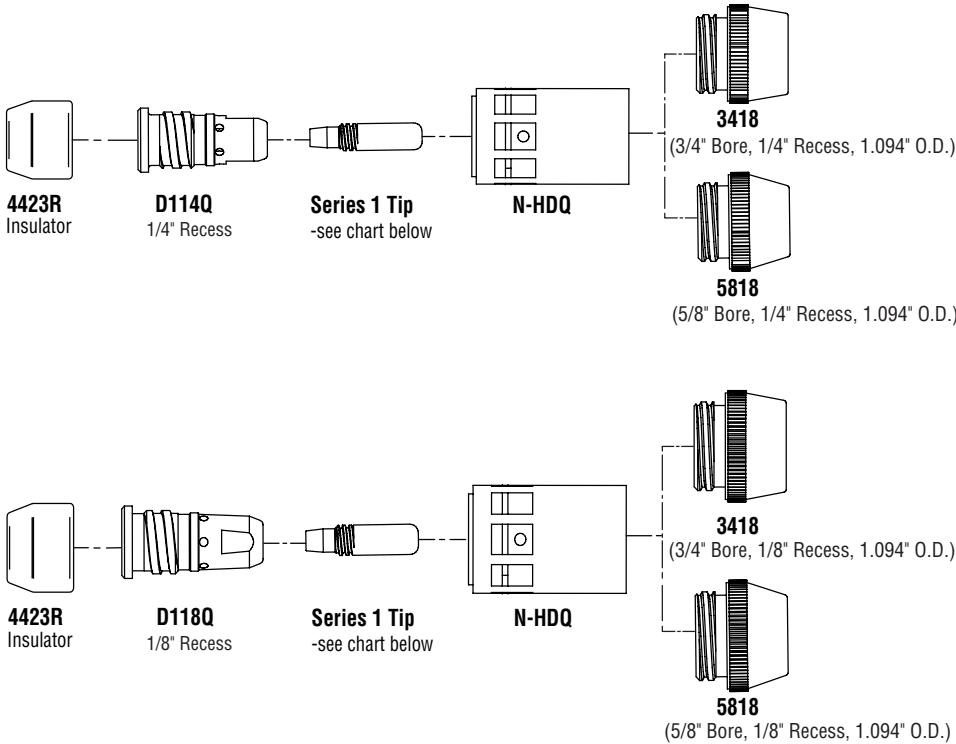
Nozzles

*5627 3/4" Bore, 1/8" Recess, 1.000" O.D., Copper
(includes 5624 insulator and 5621 clamp)

*For use with Bernard W-Gun™ Water-Cooled MIG Guns

Quik Tip™ HD Gas Diffusers and Nozzles

Available Parts



Details

- Couple the Quik Tip HD Nozzle Body (N-HDQ) with a Quik Tip HD Nozzle Cone to form a complete Quik Tip HD Nozzle.
- One nozzle body and one nozzle cone required, order separately.
- Diffuser determines tip recess.

HD Quik Tip Installation

1. Install insulator over neck.
2. Trim liner to correct dimension (see Liner Trim Guidelines on page 4).
3. Torque diffuser onto neck to approx. 12ft-lbs.
4. Insert contact tip into diffuser and lock into position with a clockwise twist.
5. Thread nozzle body onto diffuser / contact tip and tighten firmly by hand.
6. Thread nozzle cone onto nozzle body and tighten firmly by hand.

Diffusers and nozzle cones and bodies are available in packages of 10, insulators in packages of 5 and contact tips in packages of 25

Quik Tip Contact Tips

Series 1 Contact Tips (0.310" O.D. unless otherwise noted)

| | | |
|-------|--------|----------|
| T1023 | 0.023" | (0.6 mm) |
| T1030 | 0.030" | (0.8 mm) |
| T1035 | 0.035" | (0.9 mm) |
| T1039 | 0.039" | (1.0 mm) |
| T1045 | 0.045" | (1.2 mm) |
| T1364 | 3/64" | (1.2 mm) |
| T1052 | 0.052" | (1.4 mm) |

| | | | |
|-------|--------|----------|-------------|
| T1116 | 1/16" | (1.6 mm) | |
| T1068 | 0.068" | (1.7 mm) | |
| T1072 | 0.072" | (1.8 mm) | |
| T1564 | 5/64" | (2.0 mm) | |
| T1332 | 3/32" | (2.4 mm) | 0.350" O.D. |
| T1764 | 7/64" | (2.8 mm) | 0.350" O.D. |
| T1118 | 1/8" | (3.2 mm) | 0.350" O.D. |

Series 2 Contact Tips (0.310" O.D.)

| | | |
|-------|--------|----------|
| T2023 | 0.023" | (0.6 mm) |
| T2030 | 0.030" | (0.8 mm) |
| T2035 | 0.035" | (0.9 mm) |
| T2045 | 0.045" | (1.2 mm) |
| T2364 | 3/64" | (1.2 mm) |
| T2052 | 0.052" | (1.4 mm) |
| T2116 | 1/16" | (1.6 mm) |

Standard Installation

1. Install insulator over neck.
2. Trim liner to correct dimension (see Liner Trim Guidelines on page 4).
3. Torque diffuser onto neck to approx. 12ft-lbs.
4. Insert contact tip into diffuser.
5. Thread nozzle onto diffuser / contact tip and tighten firmly by hand.

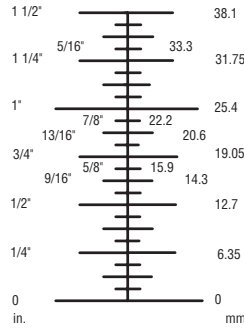


Available in packages of 25 contact tips.

Liner Trim Guidelines

To know the optimal length to trim your liner simply find your diffuser part number from the list below and trim to the corresponding length.

| | | | |
|--------------|----------------|----------------|-------------------|
| D114 | 3/4" (15.9 mm) | D118QLL | 1 5/16" (33.3 mm) |
| D114Q | 3/4" (14.3 mm) | D1FQ | 1" (22.2 mm) |
| D118 | 3/4" (19.1 mm) | D218 | 1" (22.2 mm) |
| D118Q | 3/4" (19.1 mm) | | |



Quik Tip Conversion Series

Simplify parts management and improve performance by converting all of your MIG guns to Quik Tip Contact Tips, Diffusers and either slip-on or threaded Nozzles.

Find your MIG gun make and model on the left, then follow the chart to the right for parts needed to upgrade.

Slip-On Nozzles

| Gun Manufacturer | Gun Model | Adapter | Insulator | Diffuser | Contact Tip | Nozzle |
|------------------|--|---------|-----------|---------------------|-------------------------------|---|
| Tweco® | No. 1 No. 2 | 1380005 | 10012 | D1F D118 D114 | Quik Tip Series 1 See pg.3 | N1C12 N1C58 N1C34 N1C34HD N1C58HD |
| | ELC250 ELC350 Spraymaster® 250 Spraymaster® 350 | 1380012 | | | | |
| | ELC 450 EL 450 EL 600 Supra® XT (EL Consumables) | 1380017 | | | | |
| Lincoln® | Magnum 250 | 1380005 | | | | |

Threaded Nozzles

| Gun Manufacturer | Gun Model | Adapter | Insulator | Diffuser | Contact Tip | Nozzle |
|------------------|--|--------------|-----------|------------------------|-------------------------------|--|
| Tweco® | No. 1 No. 2 | 1380005 | 10012 | D1FQ D118Q D114Q | Quik Tip Series 1 See pg.3 | N1C12Q N1C58Q N1C34Q N1C34HQ N1C58HQ |
| | No. 3 No. 4 Tuff-n-Lite Supra® XT (HD Consumables) Spraymaster® 450 | Not Required | VL1N | D118QLL D114QLL | | |
| | ELC250 ELC350 Spraymaster® 250 Spraymaster® 350 | 1380012 | 10012 | D1FQ D118Q D114Q | | |
| | ELC 450 EL 450 EL 600 Supra® XT (EL Consumables) | 1380017 | 10012 | D1FQ D118Q D114Q | | |
| Lincoln® | Magnum 250 | 1380005 | 10012 | D1FQ D118Q D114Q | | |
| | Magnum 300 Magnum 400 | Not Required | VL1N | D118QLL D114QLL | | |
| Miller® | M25 | Not Required | 10012 | D118QMQ | | |
| Tregaskiss™ | Former TOUGH GUN™ Semi- Automatic Series or former Bernard T-Gun™ Series | Not Required | VL1N | D118QLL D114QLL | | |

Conversion Installation

1. Install conversion adapter (if required).
2. Install insulator cap over conversion adapter.
3. Trim liner to correct dimension for diffuser being used (See Liner Trim Guidelines above).
4. Torque diffuser onto neck to approx. 12ft-lbs.
5. Insert contact tip into diffuser and lock into position with a clockwise motion.
6. Thread nozzle onto diffuser and tighten firmly by hand.

Quik Tip™ Contact Tips, Nozzles, and Diffusers are manufactured by Bernard™, Bernard™, Miller®, Tregaskiss™, Quik Tip™ and T-Gun™ are trademarks of Illinois Tool Works, Inc. Other brands mentioned are for reference only and are the registered trademarks of their respective companies. Illinois Tool Works, Inc. is not affiliated with these other companies.

Subject to Change – The information presented in this spec sheet is accurate to the best of our knowledge at the time of printing. Please visit Tregaskiss.com for the most up-to-date information.

Distributed By:

