

# Universal Power Pin Kits

## MIG Welding Accessory

Issued June 2019 • SPEC PPK-2.0

### The Right Tool for the Job.

Extremely durable and easy to maintain, our power pins let you connect our MIG guns to most any feeder or machine on the market.

**Interchangeable power pins** connect to wire feeders and machines from major manufacturers.

**Ease of maintenance and reduced downtime** - power pins can be changed without removing the straight rear strain relief. Trigger cable adaptors also remain in place during changeout which makes cutting and splicing the trigger wires unnecessary.

**Compatible with BTB (Best of the Best) MIG Guns** and former T-Gun™ Series MIG Guns.

**If your feeder does not appear in this spec sheet**, please refer to our Quick Connect Blocks & Adaptors Spec Sheet for additional connection options or contact the Bernard Customer Service Team at 1-855-MIGWELD (644-9353).



Miller®

Lincoln®

Tweco® #5

Tweco® #4

**⚠ WARNING:**  
Cancer and Reproductive Harm - [www.P65Warnings.ca.gov](http://www.P65Warnings.ca.gov)

**⚠ ADVERTENCIA:**  
Cáncer y daños reproductivos - [www.P65Warnings.ca.gov](http://www.P65Warnings.ca.gov)

**⚠ AVERTISSEMENT:**  
Cancer et troubles de la reproduction - [www.P65Warnings.ca.gov](http://www.P65Warnings.ca.gov)

### Bernard

A Division of Miller Electric Mfg. LLC  
449 West Corning Road  
Beecher, Illinois 60401 USA

Phone: 1-855-MIGWELD (644-9353) (US & Canada)

1-519-737-3000 (International)

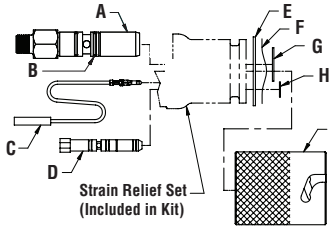
Fax: 708-946-6726

For more information, visit us at [Tregaskiss.com](http://Tregaskiss.com)



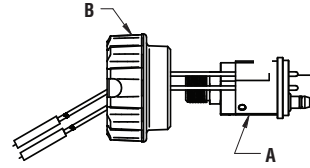
# Available Power Pin Kits & Replacement Parts

## Bernard™



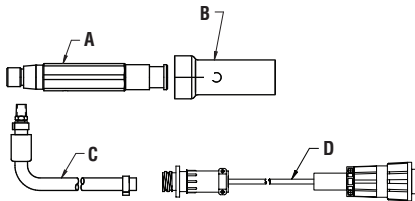
<b>BERNARD QUICK DISCONNECT KIT</b>	<b>1880259B</b>
A. Power Pin Assembly (Includes O-Rings)	2200140
B. O-Ring (2 Required)	4929
C. Lead Wire (2 Required)	4924
D. Gas Pin Assembly	2060033
E. Snap Ring, Large	4911
F. Wave Ring	4916
G. Snap Ring, Medium	4912
H. Snap Ring, Small	2250016
I. Locking Sleeve	4925

## Euro



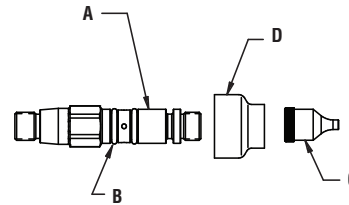
<b>EURO POWER PIN KIT</b>	<b>1880259E</b>
A. Euro Block Assembly	5060T
B. Adaptor Nut	4816

## Lincoln®



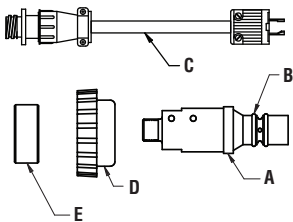
<b>LINCOLN POWER PIN KIT REPLACEMENT PARTS</b>	
A. Power Pin	214-2
B. Insulator	414-400-14
C. Gas Line Assembly	GLM1
D. Trigger Cable Adapter	SCL2N

## Miller®



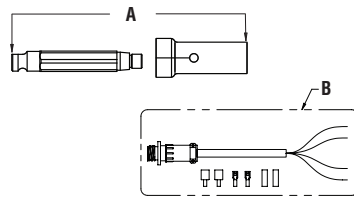
<b>MILLER POWER PIN KIT REPLACEMENT PARTS</b>	
A. Power Pin Assembly (Includes O-Rings)	2200137
B. O-Ring (2 Required)	4478
C. Power Pin Tip (.023" - 1/16")	214-116
Power Pin Tip (5/64" - 1/8")	214-332
Power Pin Tip for Aluminum Wire (all sizes)	214-9
D. Power Pin Insulator	414-400-20

## OXO™



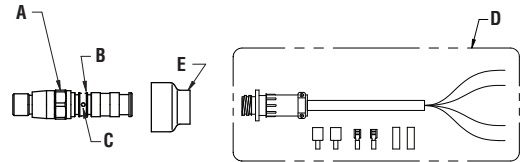
<b>OXO POWER PIN KIT REPLACEMENT PARTS</b>	
A. Power Pin Assembly	427-12
B. O-Ring (2 Required)	4929
C. Trigger Cable Adapter	SCX1N
D. Adaptor Nut	6234
E. Ring Spacer	425-6

## Panasonic®



<b>PANASONIC POWER PIN KIT REPLACEMENT PARTS</b>	
A. Power Pin & Insulator	214-30
B. Trigger Cable Adapter	SCT1N

## Tweco® 4/5



<b>TWECO 4 AND TWECO 5 POWER PIN KIT REPLACEMENT PARTS</b>	
A. Power Pin Assembly (Tweco 4)	214
Power Pin Assembly (Tweco 5)	214-12
B. O-Ring (2 Req'd - Tweco 4)	4713
O-Ring (2 Req'd - Tweco 5)	4929
C. Set Screw	4714
D. *Trigger Cable Adapter, Standard	SCT1N
*Trigger Cable Adapter, Lincoln	SCL2N
*Trigger Cable Adapter, NAS Plug	SCX1N
E. Power Pin Insulator, Tweco 4, Tweco 5	414-400-20

Brands and product names shown above are trademarks of their respective owners.  
 Subject to Change - The information presented in this spec sheet is accurate to the best of our knowledge at the time of printing.  
 Please visit [Tregaskiss.com](http://Tregaskiss.com) for the most up-to-date information.

\*Optional